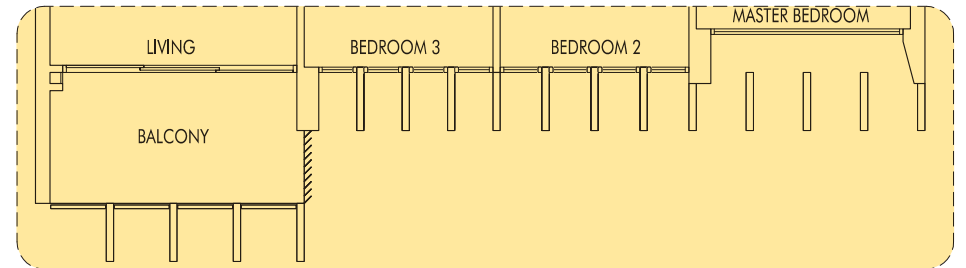


TYPE C9

102 sq m | 1098 sq ft

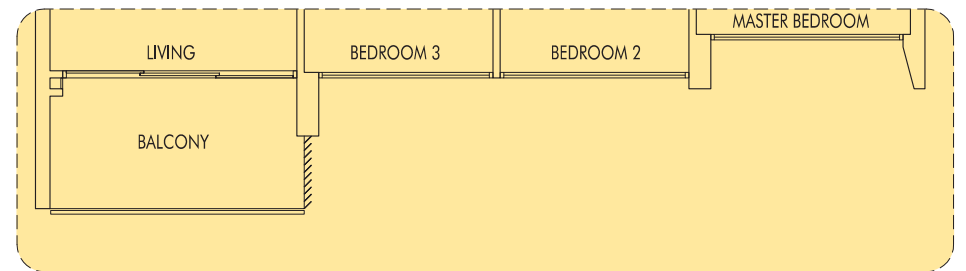
#02-02 to #23-02
#02-07 to #23-07
#02-12 to #23-12



TYPE C9b

102 sq m | 1098 sq ft
WITH VERTICAL LOUVERS & FINS
AS PER DSTA REQUIREMENT

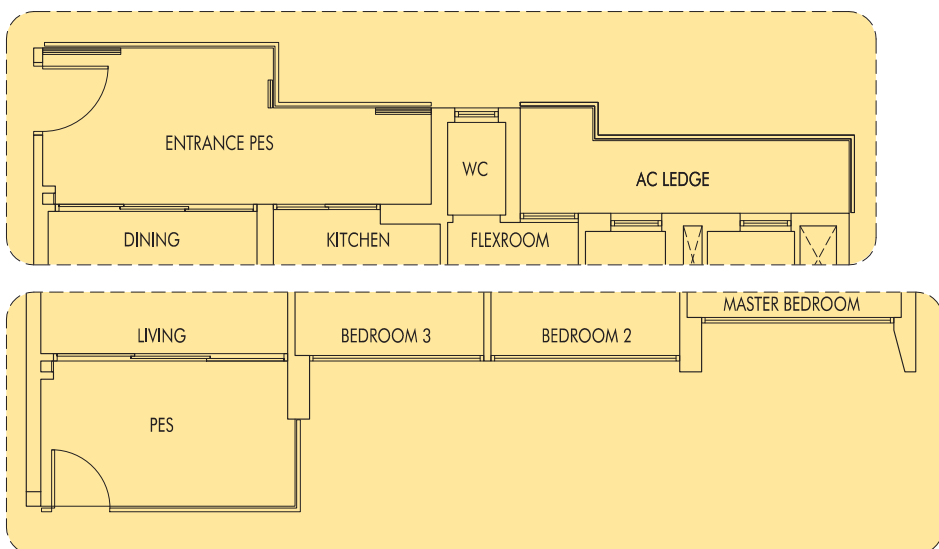
#24-07
#25-07



TYPE C9c

102 sq m | 1098 sq ft
WITH VERTICAL LOUVERS
AS PER DSTA REQUIREMENT

#24-12
#25-12



TYPE C9P

102 sq m | 1098 sq ft
(including PES of 17 sq m/183 sq ft)

#01-02
#01-07
#01-12

